



# ENERG

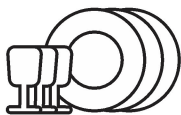


**GORENJE**

GS520E15W



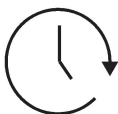
**70 kWh** /



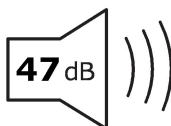
**9 x**



**9.0 L**



**3:55**



ABC**C**D